





# Refrigeration Catalogue

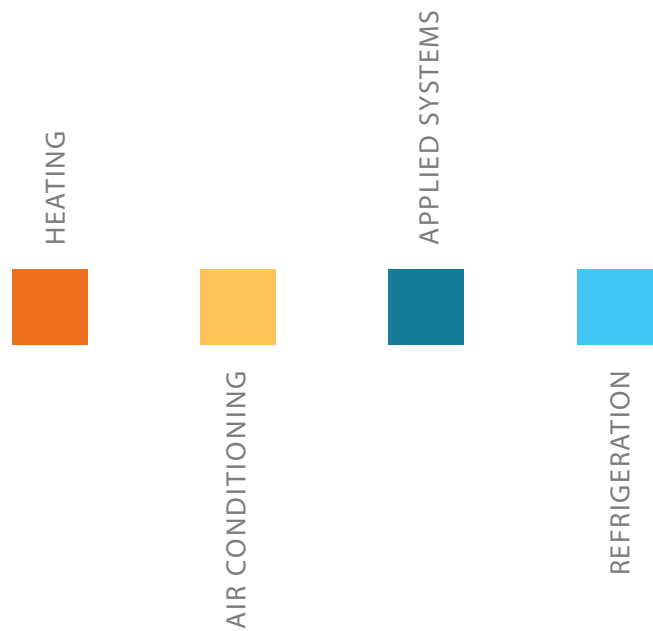
All seasons  
PERFECT C°MFORT

-  Heating
-  Air Conditioning
-  Applied Systems
-  Refrigeration



# DAIKIN'S 4 PILLARS OF GROWTH





### THE LEADER IN PRODUCT QUALITY

Daikin produces a highly energy efficient and comprehensive range of quality indoor climate control products and systems for commercial, residential and industrial applications. Our product portfolio is based on four distinct core 'pillars' illustrating the diversification of Daikin:

- optimised **heating** solutions: air to air (residential and commercial application) & air to water (residential application with optional domestic hot water)
- applied systems** for central cooling and heating for process and comfort application
- state of the art direct expansion **air conditioning** for residential & commercial application
- medium to low temperature **refrigeration** for retail environment

Each pillar harnesses advanced technologies to deliver maximum energy efficiency and minimum energy consumption and running costs throughout the equipment life cycle. The width of our product range is also extensive and embracing in its coverage of these key indoor climate control disciplines to a point where we are confident of its ability to meet the requirements of our end user, specifier, contractor and installer customer base at all times.

### THE LEADER IN MANUFACTURING QUALITY AND CUSTOMER SERVICE

Since our establishment in Ostend (Belgium) in 1972, we have updated and expanded our manufacturing facilities, including those opened in Milan (Italy), Plzen and Brno (Czech Republic) and through acquisitions in Cramlington (UK), Guggingen (Germany) and Cecchina (Italy), to a point where they are acknowledged as the most advanced in their field in Europe. Furthermore, all our plants benefit from our Japanese parent's policy of zero defect production, super efficient supply chain management and unrivalled research and development support. These substantial production facilities are underpinned by a network of wholly owned affiliate companies in the UK, France, Germany, Italy, Spain, Portugal, Poland, Greece, Belgium, The Netherlands, Sweden, Central Europe and South Africa, as well as numerous independent distributors throughout Europe, Africa and the Middle East supported by several offices in Ireland, Russia and Turkey.

Experienced and professional support of this order enables us to maintain an enviably close relationship with international markets, tailor our product programme to suit precise regional requirements and respond quickly and efficiently to any area of potential market expansion.



# ENVIRONMENTAL AWARENESS

## ENVIRONMENT TOP PRIORITY

We firmly believe that it is possible to substantially reduce the environmental impact of our production, sales and maintenance activities in each phase. Thus we have set tough targets to reduce greenhouse gases emitted during production, and are committed to fulfilling these targets.

As a manufacturing and sales organisation, we also have a moral duty to develop products that meet and even exceed existing and future environmental legislation. We are convinced that it is possible to contribute to a cleaner environment while growing as a company. This environmental awareness is embedded in our long-term strategy, and is a top priority for Daikin.

## READY TO COMBAT GLOBAL WARMING

The EU has set ambitious goals: reduce energy consumption and carbon emissions by 20%, and increase the share of renewable energy to 20% by 2020. Daikin has just the answer to achieve these three goals: heat pump technology. Thanks to our 50 years of experience in heat pump technology applied to both heating and cooling, we at Daikin are confident that we can make a contribution to curbing global warming. Moreover, by educating our personnel, clients and suppliers, and raising their awareness concerning environmental issues, we are calling upon all of our stakeholders to contribute to a cleaner planet.

## PIONEERING INITIATIVES

Daikin won numerous awards in the past fiscal year for its environmental efforts. These awards reflect the energy-efficiency aspects of our flagship products Daikin Altherma, Ururu sarara, Conveni-pack and UX. we also won awards for the voluntary take-back system of redundant air conditioners and heat pumps in the UK. a final achievement is the contribution of two Daikin staff members to the Nobel Peace Prize 2007 awarded to the IPCC (Intergovernmental Panel on climate change) and Mr. al Gore. One of the staff testimonials is presented in this report, together with all of the abovementioned efforts and initiatives. Protecting the environment requires ongoing initiatives, very much like the actions we take in each product life cycle. although many challenges lie ahead, we are confident that our efforts and those of the community at large will bear fruit.



Trophee de la Nouveaute 2008



BMU Förderpreis 2009

### ENERGY EFFICIENT EQUIPMENT

Many product innovations stem from Daikin environmental awareness. Inverter control reduces unit start up time and varies compressor output to match precise system load requirements. Also, when linked with Daikin DC compressor motors, it allows Daikin equipment to achieve the highest COP ratings in the market. Similarly, advanced computerised control packages ensure optimum system efficiency at all times and allow remote monitoring via the internet.

### REDUCING WASTE

Daikin was the first European air conditioning manufacturer to gain ISO14001 environmental certification and all Daikin plants and subsidiaries are now similarly certified. The company's zero waste policy ensures that many of its manufacturing by products can be recycled, reused or recovered.

### RECYCLING MATERIALS

Daikin recycles materials as a matter of course. For instance, the sludge recovered from pre treated waste water is used in cement manufacture. The recycling of other types of waste is also supported by investment in returnable packaging.



# TABLE OF CONTENTS

6



## CONVENI-PACK

- > Expands Daikin's alternative to traditional three component systems for both small and large shops
- > Uses R-410A refrigerant
- > Improvement of efficiency with 10% compared to the current model
- > Provides increased heating, cooling and refrigeration application possibilities with respect to the current model



Daikin's 4 pillars of growth	1
Environmental awareness	2
New products	4
Table of contents	5

## Refrigeration

Conveni-pack	6
ZEAS commercial condensing units	10
Commercial condensing units	12
High capacity inverter controlled condensing units	13



### The food retailing revolution that saves space and energy consumption

Conveni-pack is a highly innovative and revolutionary system that has been developed by Daikin to address the requirements of a challenging retail environment.

Conveni-pack integrates heating, cooling and low/high temperature refrigeration in one system.

### Heating, cooling and refrigeration in one system?

You are not dreaming. Conveni-pack consists of heating, cooling **AND** low/high refrigeration units, all combined in a single, compact and integrated system.

Until now, conventional systems for low/high refrigeration, heating and cooling systems have been separated from one another, requiring space and numerous piping connections.

Conveni-pack totally revolutionises this approach.

It consists of an inverter driven outdoor unit and indoor air conditioning units that can be connected to low/high temperature refrigeration cabinets and/or unit coolers.



In other words, a single Conveni-pack system combines:

- > interior units for heating and cooling
- > refrigeration showcases
- > deep-freeze cabinets.

### A revolution based on a great tradition

It's no surprise that Daikin has innovated such a revolutionary concept, because Conveni-pack is based on a pioneering system that Daikin introduced back in 1985.

Daikin's Variable Refrigerant Volume (VRV) technology transformed the industry's approach to cooling and heating large buildings. For the first time, multiple indoor heating and cooling units could be connected to a single outdoor unit. Furthermore, the volume of the refrigerant could be varied to respond to changing needs.

The benefits of VRV<sup>®</sup> are impressive: more accurate temperature control, increased reliability, unheard of efficiencies, and most importantly, energy and cost savings.

Since then, VRV<sup>®</sup> has become an industry standard and is currently recognised as one of the most efficient and reliable ways to heat and cool all types of buildings.

Following in the footsteps of VRV<sup>®</sup>, comes Conveni-pack, a state-of-the-art solution for today's urban retail environment.

### Why do you need Conveni-Pack?

- > a low energy system
- > limits your CO<sub>2</sub> emissions
- > optimises your available space
- > satisfies your customer comfort

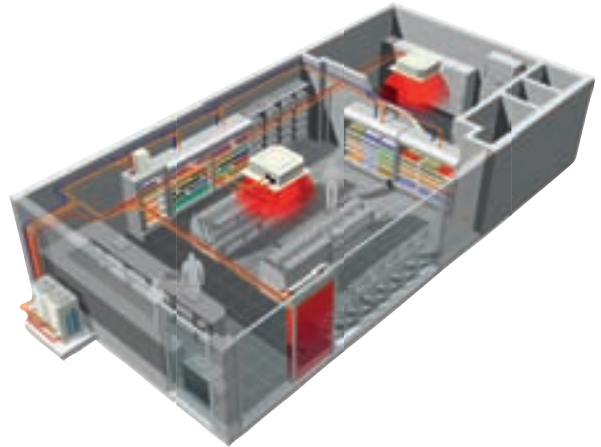


### What store size is Conveni-Pack suitable for?

Conveni-pack is specifically designed and developed for small to medium-sized stores or petrol stations. Furthermore, the concept is scalable, so can be easily expanded as your facility grows.

#### Small stores

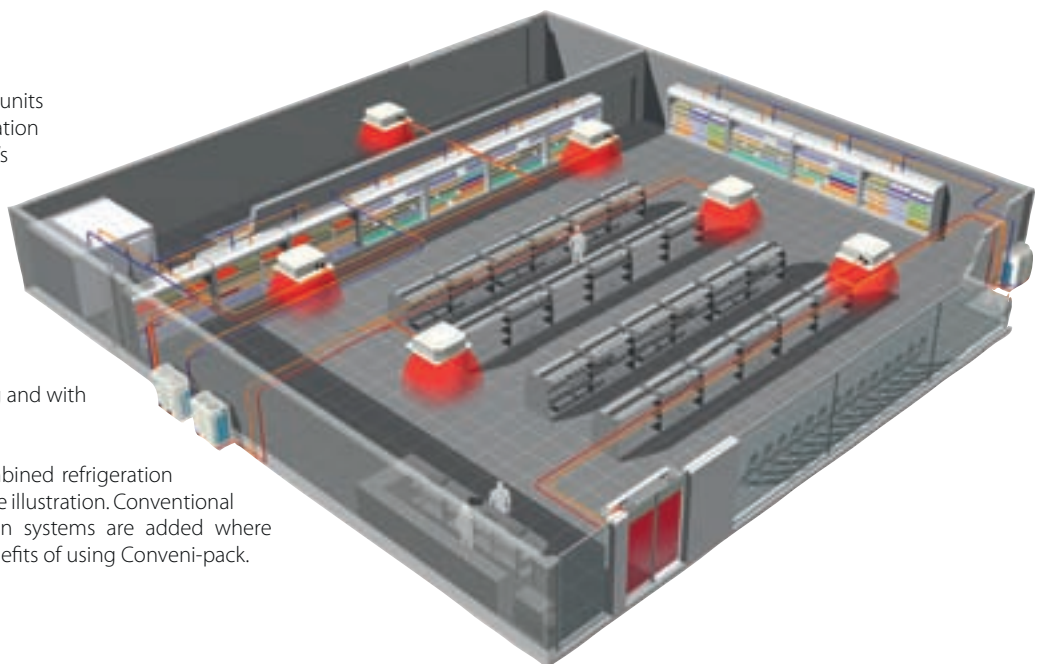
For small convenience stores and petrol stations, a single Conveni-pack system is all that is required. Compared to conventional systems, a great advantage of Conveni-pack for a small store is the simplified piping required to connect the Conveni-pack outdoor unit to the indoor services. Instead of eight pipes you need just four, as fewer units have to be inter-connected.



#### Medium-sized stores

For larger applications, multiple outdoor units can be connected to a variety of refrigeration systems and air conditioning units. What's more, the modularity of the Conveni-pack system maximises installation flexibility. Outdoor units can be grouped into blocks or rows, or distributed around the building, to meet specific requirements of the installation. Additionally, the outdoor units can be located above or below the refrigeration cabinets, inside the building and with long runs if required.

To select multiple systems, use the combined refrigeration and air conditioning loads, as shown in the illustration. Conventional air conditioning or integral refrigeration systems are added where required. This process maximizes the benefits of using Conveni-pack.



**R-410A**

**INVERTER**

**What's included in the Conveni-Pack system?**

The great flexibility of Conveni-pack means you can select exactly the number of systems you require, as well as various indoor unit options to maximise your investment.

**Outdoor unit**

The inverter driven outdoor unit has a smaller footprint than standard systems and requires less piping to connect it to the indoor units.

**Very quiet operation**

Global average sound level pressure at 10m

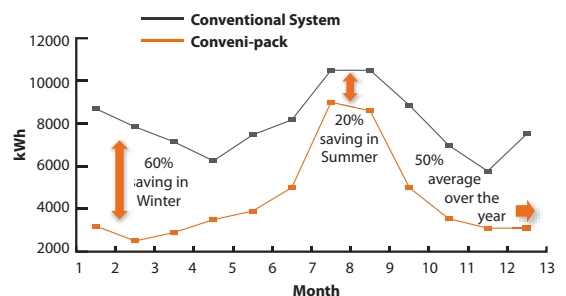
- > Refrigeration high load: 46 dBA
- > Refrigeration high load with partial heat recovery: 42 dBA
- > Night time operation, low refrigeration load : 31 dBA

The outdoor unit can even be quieter with the sound insulation kit option.



**Energy saving**

Using Conveni-pack can reduce annual energy consumption by as much as 50% when compared to conventional systems, by using optimised controls, inverter technology and heat recovery. The controls and inverter provide a baseline efficiency gain of 27% and heat recovery can provide up to 23% further energy saving depending on the outdoor temperature.



**Air conditioning indoor units**

- > Round flow cassettes are suitable for the majority of applications.
  - » 360° air discharge ensures uniform air flow and temperature distribution
  - » Fresh air intake: up to 20 % (optional kit required)
  - » Comfortable horizontal air discharge ensures draught free operation and prevents ceiling soiling
- > Ceiling suspended units can be used where no ceiling cavity is available.
- > Concealed ceiling units are available in high or low External Static Pressure (ESP) versions for installation where control over the distribution is required, for example between aisles of refrigeration cabinets, or as an energy efficient alternative to direct electric air curtains.



**4-way blow ceiling suspended cassette**



**Ceiling suspended unit**



**2-way blow ceiling mounted cassette**



**Round flow cassette**



**High ESP ducted unit**



**Low ESP ducted unit**

**R-410A**

**INVERTER**

### Freezer booster pack

Conveni-pack can be provided with a freezer booster pack for use with low temperature refrigeration. This option brings additional energy savings and simplifies installation by limiting the length of heavily insulated pipe required. The freezer booster pack is installed indoors.

The freezer booster pack contains a satellite compressor which provides the first compression stage from -35°C into the suction line of the high temperature refrigeration. The second stage compression is performed in the outdoor unit. This allows significantly lower compression rates, energy consumption and end temperatures.



### Air conditioning network service systems online monitoring service

Air conditioning network service systems is a 24-hour, 7/7 online monitoring service for Conveni-pack that increases the quality of periodic inspection and maintenance. Air conditioning network service systems immediately detects if a malfunction occurs before the tenants are even aware of the situation.

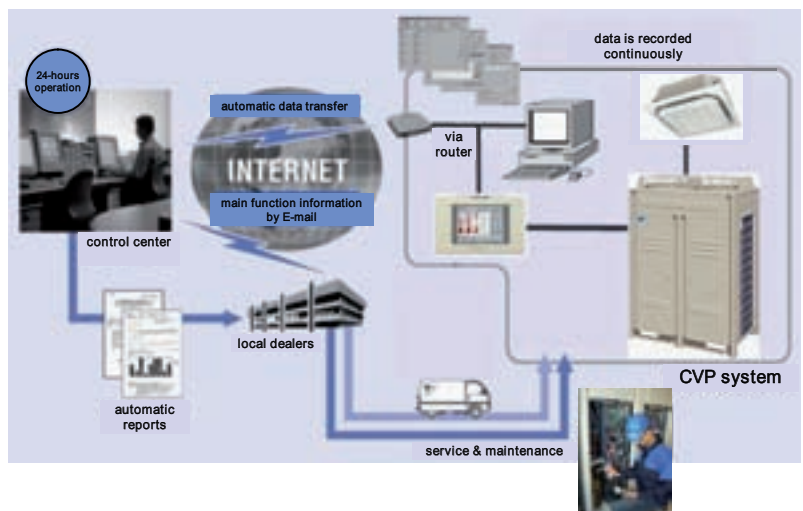
Reliable periodic inspection ensures Conveni-pack always performs at top levels and continues to deliver its energy-saving benefits. Air conditioning network service systems supports this by providing engineers with valuable diagnostic information.

### ACNSS is offering two service strands:

- 1) Immediate notification of acute operating faults to a set distribution list and detailed information on the internet
  - 2) Continuous collection and analysis of comprehensive operating data.
- This facilitates pro-active service call-outs.

### benefits:

- lower servicing and maintenance costs
- increased service life of the equipment
- permanent reduction of energy consumption
- higher operating efficiency



Model name		LRYEQ16AY1 - outdoor unit	LCBKQ3AV1 - booster unit
Power supply		380~415V, 3phase, 50 Hz	220~240V, 1 phase, 50 Hz
Refrigerant		R410A	
Capacity	Air conditioning	min. 14 kW - max. 27 kW	
	Refrigeration	21,8 kW (Tev - 10 °C)	3,35 kW (Tev -35 °C)
	Heating with 100% Heat recovery	max. 31 kW	
	Heating with heat recovery + heat pump (at -10 °C Tamb)	max. 42 kW (T outdoor -10°C)	
Compressor	Type	Hermetically sealed scroll type	
	Starting method	Direct-on-line (Inverter system)	
Fan	Type	Propeller fan	
	Motor output	0,75 kW x 2	7 W
	Available static pressure (H-setting)	max. 78 Pa	
	Air flow rate	230 m <sup>3</sup> /min.	1,6 m <sup>3</sup> /h
	Drive	direct drive	
Dimensions	H x W x D	1680 x 1240 x 765	480 x 680 x 310
Outdoor temperature		-20 °C ~ 43°C	-15 °C ~ 43°C
Sound pressure at 10m distance		62 dB	49 dB
Mass		370 kg	47 kg
Number of revolutions		6.300 rpm + 2.900 rpm + 2.900 rpm	6540 rpm



**R-410A**



- > Perfect solution for applications with variable load conditions and high energy efficiency requirements such as supermarkets, cold storage, blast coolers and freezers etc.
- > DC inverter scroll compressor with economiser function results in high energy efficiency and reliable performance
- > Reduced CO<sub>2</sub> emissions thanks to the use of R-410A refrigerant and low energy consumption
- > Factory tested and pre-programmed for quick and easy installation and commissioning
- > VRV® (Variable Refrigerant Volume) technology for flexible application range
- > Increased installation flexibility thanks to limited dimensions
- > Low sound level including "night mode" operation


MEDIUM TEMPERATURE (1)				LRMEQ5AY1	LRMEQ6AY1	LRMEQ8AY1	LRMEQ10AY1	LRMEQ12AY1	LRMEQ15AY1	LRMEQ20AY1		
Cooling capacity	Nom. Capacity (2)		kW	12.2	14.4	18.6	21.8	24.4	32.2	37.0		
Casing	Colour		Ivory white (Munsell code: 5Y7.5/1)									
Dimensions	Unit	HeightxWidthxDPTH		1,680x635x765			1,680x930x765		1,680x1.240x765			
	Unit			170			255		355			
Heat exchanger	Type		Cross fin coil									
Fan	Type		Propeller fan									
	Quantity		1									
Fan motor (1/2)	Air flow rate	Cooling	Nom.	m <sup>3</sup> /min	95	102	171	179	191	230	240	
	Output	Drive		W	350 / -			750 / -		750 / 750		
Compressor	N° of compressors		1			2		2				
	Type		Hermetically sealed scroll compressor									
	Piston displacement		m <sup>3</sup> /h		10.04	13.85	19.68 / 19.68	23.36 / 23.36	25.27 / 25.27	30 / 30 / 30	35.8 / 35.8 / 35.8	
	Speed		rpm		4,740	6,540	4,320 / 2,900	6,060 / 2,900	6,960 / 2,900	5,640 / 2,900 / 2,900	6,960 / 2,900 / 2,900	
Operation range	Output		W		2,300			3,200		2,100 / 3,600		
	Starting method		Direct on line (inverter driven)									
	Evaporator	Cooling	Min.~Max.	°CDB	-20~-10							
Refrigerant	Ambient temperature	Min.	°C									
	Ambient temperature	Max.	°C									
Refrigerant	Type		R-410A									
	Charge (3)		kg			5.2			7.9		11.5	
	Control		Electronic expansion valve									
Refrigerant oil	Type		Daphne FVC68D									
	Charged volume		l		1.7 (1) / 2.5 (4)	1.7 (1) / 2.5 (4)	1.7 (1) / 2.1 (2) / 3.0 (4)	1.7 (1) / 2.1 (2) / 3.0 (4)	1.7 (1) / 2.1 (2) / 3.0 (4)	1.7 (1) / 2.1 (2) / 2.1 (3) / 4.0 (4)	1.7 (1) / 2.1 (2) / 2.1 (3) / 4.0 (4)	
Piping connections	Liquid	50m or less		ø 9.5 C1220T (Brazeing connection)					ø 12.7 C1220T (Brazeing connection)			
	Liquid	50~130m		ø 12.7 C1220T (Brazeing connection)					ø 15.9 C1220T (Brazeing connection)			
Piping connections	Gas	50m or less		ø 19.1 C1220T (Brazeing connection)			ø 25.4 C1220T (Brazeing connection)		ø 31.8 C1220T (Brazeing connection)			
	Gas	50~130m		ø 22.2 C1220T (Brazeing connection)			ø 28.6 C1220T (Brazeing connection)		ø 34.9 C1220T (Brazeing connection)			
Power supply	Phase / Frequency / Voltage		Hz / V		3~ / 50 / 380-415							
Voltage range	Min.~Max.		%		-10~10							
Current	Nominal running current (RLA) - 50Hz	Comp 1 / Comp 2 / Comp 3	Cooling	A	7.0 / - / -	8.9 / - / -	5.2 / 6.8 / -	7.5 / 6.9 / -	9.5 / 7.7 / -	7.4 / 7.1 / 7.1	10.2 / 7.8 / 7.8	
	Starting current (MSC)			A	-			74		75		
Current - 50Hz	Minimum Ssc value		kVa		-			652		896		
	Minimum circuit amps (MCA)		A		12.7			13.6		19.2		
	Maximum fuse amps (MFA)		A		15			25		31.5		
	Total overcurrent amps (TOCA)		A		15.6			31.5		48.3		
	Full load amps (FLA) Fan motor (1/2)		A		0.4 / -			0.9 / -		0.7 / 0.7		

(1) shows the salt damage-proof specification machine

(2) Rated conditions of the refrigeration equipment : Saturated temperature equivalent to suction pressure : -10°C, Outdoor air: 32°C, Suction SH: 10°C

(3) Factory charge of unit

**R-410A**



LOW TEMPERATURE (1)				LRLEQ5AY1	LRLEQ6AY1	LRLEQ8AY1	LRLEQ10AY1	LRLEQ12AY1	LRLEQ15AY1	LRLEQ20AY1	
Capacity	Nom. Capacity (2)	kW		5.4	6.3	8.0	9.4	10.3	13.6	15.1	
Casing	Colour	Ivory white (Munsell code: 5Y7.5/1)									
Dimensions	Unit	Height	Width	Depth	mm			1,680x1.240x765			
Weight	Unit	kg		170	255			355			
Heat exchanger	Type	Cross fin coil									
Fan	Type	Propeller fan									
	Quantity	1			2			2			
	Air flow rate	Cooling	Nom.	m <sup>3</sup> /min	95	102	171	179	191	230	240
Fan motor (1/2)	Output	W		350	750			750 / 750			
	Drive	Direct drive									
Compressor	N° of compressors	1			2			3			
	Type	Hermetically sealed scroll compressor									
	Piston displacement	m <sup>3</sup> /h		10.04	13.85	19.68 / 19.68	23.36 / 23.36	25.27 / 25.27	30 / 30	35.8 / 35.8	
	Speed	rpm		4,740	6,540	4,320 / 2,900	6,060 / 2,900	6,960 / 2,900	5,640 / 2,900 / 2,900	6,960 / 2,900 / 2,900	
	Output	W		2,300	3,200	2,100 / 3,600	3,000 / 3,600	3,400 / 3,600	2,800 / 3,600 / 3,600	3,400 / 3,600 / 3,600	
	Starting method	Direct on line (inverter driven)									
Operation range	Evaporator	Cooling	Min.-Max.	°CDB	-45~-20						
	Ambient temperature	Min.	°C		-15						
		Max.	°C		43						
Refrigerant	Type	R-410A									
	Charge (3)	kg		5.2	7.9			11.5			
	Control	Electronic expansion valve									
Refrigerant oil	Type	Daphne FVC68D									
	Charged volume	l		1.7 (1) / 2.5 (4)	1.7 (1) / 2.5 (4)	1.7 (1) / 2.1 (2) / 3.0 (4)	1.7 (1) / 2.1 (2) / 3.0 (4)	1.7 (1) / 2.1 (2) / 3.0 (4)	1.7 (1) / 2.1 (2) / 2.1 (3) / 4.0 (4)	1.7 (1) / 2.1 (2) / 2.1 (3) / 4.0 (4)	
Piping connections	Liquid	50m or less	ø 9.5 C1220T (Brazing connection)								ø 12.7 C1220T (Brazing connection)
		50~70m	ø 12.7 C1220T (Brazing connection)								ø 15.9 C1220T (Brazing connection)
	Gas	25m or less	ø 19.1 C1220T (Brazing connection)				ø 25.4 C1220T (Brazing connection)			ø 31.8 C1220T (Brazing connection)	
		25~70m	ø 22.2 C1220T (Brazing connection)				ø 28.6 C1220T (Brazing connection)			ø 34.9 C1220T (Brazing connection)	
Power supply	Phase / Frequency / Voltage	Hz / V		3~ / 50 / 380-415							
Voltage range	Min.	%		-10							
	Max.	%		10							
Current	Nominal running current (RLA) - 50Hz	Comp 1/ Comp 2/ Comp 3	Cooling	A	6.4 / - / -	8.0 / - / -	4.6 / 6.1 / -	6.9 / 6.4 / -	7.7 / 6.3 / -	6.2 / 6.2 / 6.2	8.0 / 6.2 / 6.2
Current - 50Hz	Starting current (MSC)	A		-	74			75			84
	Minimum Ssc value	kVa		-	652			896			1,093
	Minimum circuit amps (MCA)	A		12.7	13.6			19.2			21.9
	Maximum fuse amps (MFA)	A		15	25			31.2			40
	Total overcurrent amps (TOCA)	A		15.6	31.5			48.3			
	Full load amps (FLA) Fan motor (1/2)	A		0.4 / -	0.9 / -			0.7 / 0.7			

(1) shows the salt damage-proof specification machine

(2) Rated conditions of the refrigeration equipment : Saturated temperature equivalent to suction pressure : -30°C, Outdoor air: 32°C, Suction SH: 10°C

(3) Factory charge of unit

Designed for outdoor use, the condensing units are a perfect commercial refrigeration solution for cold stores or freezer rooms, small food retails, restaurants, petrol station shops, etc in low and medium temperature applications.

**R-404A R-134a**

### Main benefits

- > Low operation sound level
- > Easy to install - fully equipped - packaged
- > Energy efficiency and performance
- > Robust and reliable design

### Installer benefits

- > Small, compact and robust for easy handling and installation in limited space
- > Fully factory tested and pre-wired electrical box for quick and easy installation and commissioning
- > Easy service thanks to very accessible components behind removable robust panels
- > Parts and support available in the complete Daikin network

### End-user benefits

- > Very quiet operation
- > Strong anti-corrosion housing for long life, even in harsh environmental conditions
- > Dependable units, with proven component reliability and fully qualified for the most demanding applications
- > Reduced energy consumption, thanks to efficient compressors and condenser fan speed control (except series 1)
- > Fully packaged unit at a competitive price



	Model	Series	HP	Capacity (1)		Electrical Data		Condenser	Dimensions			Weight (kg)	Sound pressure (dB(A) at 10m (2))	
				R-404A -10/+32°C	R-134a -10/+32°C	Power Input	Nominal Current (A)		Airflow (m³/h)	Width (mm)	Depth (mm)			Height (mm)
				-30/+32°C										
Reciprocating compressor	Medium Temperatures	JEHCCU0050M1	1	0.5	871		1~/230V/50Hz	3.95	1,910	865	345	485	46	29
		JEHCCU0088M1	1	0.88	1,478		1~/230V/50Hz	4.70	1,910	865	345	485	46	29
		JEHCCU0150M1	2	1.5	2,062	1,229	1~/230V/50Hz	6.6	3,040	1,109	478	649	82	37
		JEHCCU0150M3	2	1.5	2,062	1,229	3~/400V/50Hz	2.7	3,040	1,109	478	649	82	37
		JEHCCU0225M1	2	2.25	3,451	1,958	1~/230V/50Hz	10.9	2,620	1,109	478	649	89	36
		JEHCCU0225M3	2	2.25	3,451	1,958	3~/400V/50Hz	4.0	2,620	1,109	478	649	89	36
		JEHCCU0300M1	2	3	4,506	2,948	1~/230V/50Hz	15.0	2,620	1,109	478	649	89	37
		JEHCCU0300M3	2	3	4,506	2,948	3~/400V/50Hz	4.9	2,620	1,109	478	649	89	37
		JEHCCU0400M3	3	4	6,527	3,925	3~/400V/50Hz	6.4	6,130	1,334	530	883	120	36
		JEHCCU0500M3	3	5	8,021	4,823	3~/400V/50Hz	8.2	6,130	1,334	530	883	120	40
		JEHCCU0600M3	3	6	8,897	5,860	3~/400V/50Hz	8.5	5,160	1,334	530	883	126	40
		JEHCCU0675M3	3	6.75	9,756	6,153	3~/400V/50Hz	10.0	5,160	1,334	530	883	126	42
		JEHCCU0825M3	4	8.25	11,010	7,083	3~/400V/50Hz	12.0	10,830	1,244	510	1,431	204	42
		JEHCCU1000M3	4	10	13,528	8,667	3~/400V/50Hz	13.5	10,830	1,244	510	1,431	205	42
Reciprocating compressor	Low Temperatures	JEHCCU0075L1	1	0.75	562		1~/230V/50Hz	4.28	1,910	865	345	485	46	30
		JEHCCU0175L1	2	1.75	1,277		1~/230V/50Hz	4.4	3,040	1,109	478	649	86	35
		JEHCCU0175L3	2	1.75	1,277		3~/400V/50Hz	2.1	3,040	1,109	478	649	86	35
		JEHCCU0225L1	2	2.25	2,044		1~/230V/50Hz	9.2	2,620	1,109	478	649	92	38
		JEHCCU0225L3	2	2.25	2,044		3~/400V/50Hz	3.4	2,620	1,109	478	649	92	38
		JEHCCU0350L3	3	3.5	2,567		3~/400V/50Hz	3.3	6,130	1,334	530	883	125	38
		JEHCCU0400L3	3	4	3,757		3~/400V/50Hz	6.1	6,130	1,334	530	883	125	38
		JEHCCU0725L3	4	7.25	5,549		3~/400V/50Hz	7.5	10,830	1,244	510	1,431	203	41
		JEHCCU0825L3	4	8.25	7,514		3~/400V/50Hz	9.7	10,830	1,244	510	1,431	203	40

	Model	Series	HP	Capacity (1)		Electrical Data			Condenser	Dimensions			Weight (kg)	Sound pressure (db(A) at 10m (2))	
				R-404A -10/+32°C (kW)	R-134a -10/+32°C (kW)	Power Input	Nominal Current (A)			Airflow (m³/h)	Width (mm)	Depth (mm)			Height (mm)
							R-404A	R-134a							
Scroll compressor	JEHSCU0200M1	2	2	3,400	2,175	1~/230V/50Hz	7.7	5.2	2620	1109	478	649	88	30	
	JEHSCU0200M3	2	2	3,400	2,175	3~/400V/50Hz	3.1	2.5	2620	1109	478	649	88	30	
	JEHSCU0250M1	2	2.5	3,900	2,475	1~/230V/50Hz	9.6	6.2	2620	1109	478	649	90	31	
	JEHSCU0250M3	2	2.5	3,900	2,475	3~/400V/50Hz	4.3	3.0	2620	1109	478	649	90	31	
	JEHSCU0300M1	2	3	4,800	3,050	1~/230V/50Hz	12.6	7.7	2620	1109	478	649	92	34	
	JEHSCU0300M3	2	3	4,800	3,050	3~/400V/50Hz	4.5	3.5	2620	1109	478	649	92	34	
	JEHSCU0350M3	3	3.5	5,900	3,660	3~/400V/50Hz	5.5	3.7	6050	1334	530	883	114	35	
	JEHSCU0400M3	3	4	6,690	4,300	3~/400V/50Hz	7.0	4.4	6050	1334	530	883	121	34	
	JEHSCU0500M3	3	5	8,050	5,150	3~/400V/50Hz	6.8	5.6	6050	1334	530	883	126	35	
	JEHSCU0600M3	3	6	9,150	6,150	3~/400V/50Hz	9.7	5.7	5180	1334	530	883	128	40	
	JEHSCU0680M3	3	6.8	9,850	6,928	3~/400V/50Hz	9.9	9.9	5180	1334	530	883	129	39	

(1) Refer to condition: Outside ambient temperature = 32°C, Evaporation temperature = -10°C (medium temp.) or -30°C (low temp.), SH = 10K, SC = 0K

(2) Sound pressure level measured according ISO 3744

# HIGH CAPACITY INVERTER CONTROLLED CONDENSING UNITS

**R-404A R-134a**

Designed for outdoor use, the large condensing units are a perfect medium to high capacity refrigeration solution for cold stores, distribution platforms, supermarkets, food processing, etc in low and medium temperature applications

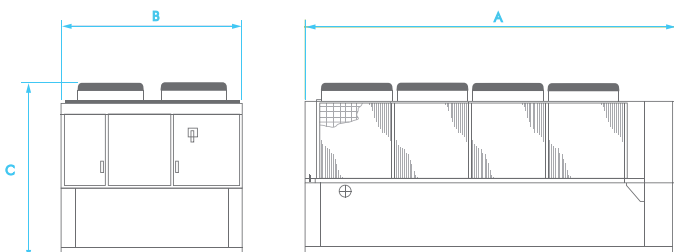
These industrial condensing units are real workhorses designed for maximum performance in minimum space.

- > High energy efficiency: inverter controlled compressor, economizer, high performance condenser
- > Possibility of having a stand-by compressor
- > Very quiet
- > Easy installation, ready to connect evaporators
- > Integrated starter and control panel with electronic controller
- > Approved according to EN 378-2008 (safety, pressure, EMC and voltage directive)
- > Refrigerants: R-404A, R-134a, R-407C, R-507A



A comprehensive product range with 1 or 2 compressors and 4 to 10 condenser fans

- > Chilled application: 113 - 417 kW  
(at T<sub>0</sub> = -10°C / Tamb = +32°C / R-404A)
- > Frozen application: 37 - 159 kW  
(at T<sub>0</sub> = -35°C / Tamb = +32°C / R-404A)



	Length (A)	Width (B)	Height (C)	Weight
	mm	mm	mm	kg
From	2,240	2,235	2,340	2,405
To	4,940	2,235	2,340	4,496



In all of us,  
a green heart



Daikin's unique position as a manufacturer of air conditioning equipment, compressors and refrigerants has led to its close involvement in environmental issues. For several years Daikin has had the intention to become a leader in the provision of products that have limited impact on the environment. This challenge demands the eco design and development of a wide range of products and an energy management system, resulting in energy conservation and a reduction of waste.



The present publication is drawn up by way of information only and does not constitute an offer binding upon Daikin Europe N.V. Daikin Europe N.V. has compiled the content of this leaflet to the best of its knowledge. No express or implied warranty is given for the completeness, accuracy, reliability or fitness for particular purpose of its content and the products and services presented therein. Specifications are subject to change without prior notice. Daikin Europe N.V. explicitly rejects any liability for any direct or indirect damage, in the broadest sense, arising from or related to the use and/or interpretation of this leaflet. All content is copyrighted by Daikin Europe N.V.

Daikin products are distributed by:



Daikin Europe N.V. participates in the Eurovent Certification Programme for Air Conditioners (AC), Liquid Chilling Packages (LCP) and Fan Coil Units (FCU); the certified data of certified models are listed in the Eurovent Directory. Multi units are Eurovent certified for combinations up to 2 indoor units.

**DAIKIN AIRCONDITIONING CENTRAL EUROPE HandelsgmbH**

campus 21, Europaring F12/402, A – 2345 Brunn/Gebirge  
Tel.: +43 / 22 36 / 3 25 57-0, Fax: +43 / 22 36 / 3 25 57-900  
e-mail: office@daikin.at, www.daikin-ce.com, www.perfectcomfort.eu

**sappi**



Printed on Sappi Quatro. All fibre from sustainable forestry and controlled sources. All integrated pulp is bleached totally chlorine free, (TCF). Market pulp is bleached elementary or totally chlorine free (ECF or TCF). Reuse of recovered fibres, fillers and coating pigment. Sappi Quatro is certified by FSC and ISO 14001.

ECPEN11-308\_DACE - 01/2011 • Copyright Daikin  
The present publication supersedes Refrigeration catalogue - 01/2011  
Responsible editor: Daikin Europe N.V., Zandvoordestraat 300, B-8400 Oostende  
Daikin reserves the right for printing errors and model changes.